





ASTRONERGY



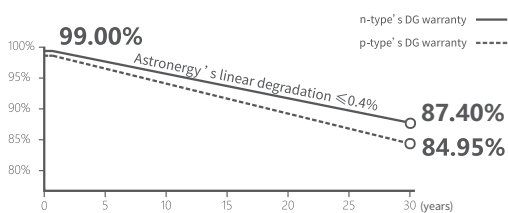
ASTRO N5

CHSM78N(DG)/F-BH
Bifacial Series

615~640W

Warranty

- 15** 15-year Product Warranty
- 30** 30-year Linear Power Warranty



Key Features

- TOPCon / Half-cut
- Low temperature coefficient (Pmpp)
- Non-destructive cutting
- PID resistance
- Low BOS cost & LCOE
- Bifacial gain



615~640W

POWER RANGE

0~+3%

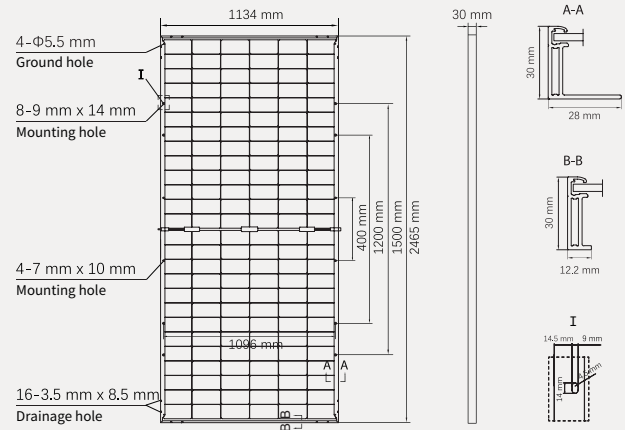
POWER SORTING

22.9%MAX MODULE
EFFICIENCY**≤ 1.0%**FIRST YEAR
POWER DEGRADATION**≤ 0.4%**YEAR 2-30
POWER DEGRADATION

Mechanical Specifications

Outer dimensions (L x W x H)	2465 x 1134 x 30 mm
Cell type	n-type mono-crystalline
No. of cells	156 (6*26)
Frame technology	Aluminum, silver anodized
Front / Back glass	2.0+2.0 mm
Cable length (Including connector)	Portrait: (+)350 mm, (-)250 mm; Customized length
Cable diameter (IEC/UL)	4 mm ² / 12 AWG
① Maximum mechanical test load	5400 Pa (front) / 2400 Pa (back)
Connector type (IEC/UL)	HCB40 (Standard) / MC4-EVO2A (Optional)
Module weight	34.7 kg
Packing unit	36 pcs / box
Weight of packing unit (for 40'HQ container)	1304 kg
Modules per 40' HQ container	576 pcs (Subject to sales contract)

① Refer to Astronergy crystalline installation manual or contact technical department.
Maximum Mechanical Test Load=1.5×Maximum Mechanical Design Load.



Electrical Specifications

STC: Irradiance 1000W/m², Cell Temperature 25° C, AM=1.5

	615	620	625	630	635	640
Rated output (Pmpp / Wp)	615	620	625	630	635	640
Rated voltage (Vmpp / V)	45.96	46.12	46.29	46.45	46.62	46.79
Rated current (Impp / A)	13.38	13.44	13.50	13.56	13.62	13.68
Open circuit voltage (Voc / V)	55.61	55.81	56.01	56.21	56.41	56.61
Short circuit current (Isc / A)	13.95	14.03	14.11	14.19	14.27	14.35
Module efficiency	22.0%	22.2%	22.4%	22.5%	22.7%	22.9%

NMOT: Irradiance 800W/m², Ambient Temperature 20° C, AM=1.5, Wind Speed 1m/s

	462.5	466.2	470.0	473.8	477.5	481.3
Rated output (Pmpp / Wp)	462.5	466.2	470.0	473.8	477.5	481.3
Rated voltage (Vmpp / V)	43.26	43.41	43.57	43.73	43.88	44.03
Rated current (Impp / A)	10.69	10.74	10.79	10.83	10.88	10.93
Open circuit voltage (Voc / V)	52.82	53.01	53.20	53.39	53.58	53.77
Short circuit current (Isc / A)	11.26	11.32	11.39	11.45	11.52	11.58

Electrical Specifications (Integrated power)

Pmpp gain	Pmpp / Wp	Vmpp / V	Impp / A	Voc / V	Isc / A
5%	662	46.45	14.24	56.21	14.90
10%	693	46.45	14.92	56.21	15.61
15%	725	46.46	15.60	56.22	16.32
20%	756	46.46	16.27	56.22	17.02
25%	788	46.46	16.95	56.22	17.73

Electrical characteristics with different rear power gain (reference to 630W)

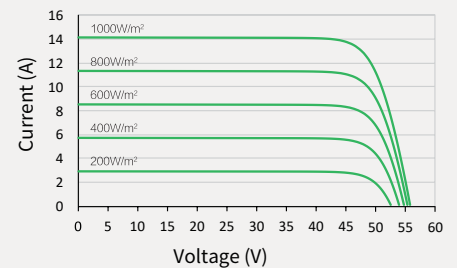
Temperature Ratings (STC)

Operating Parameters

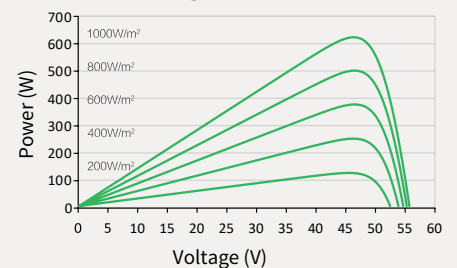
Temperature coefficient (Pmpp)	-0.29%/°C	No. of diodes	3
Temperature coefficient (Isc)	+0.043%/°C	Junction box IP rating	IP 68
Temperature coefficient (Voc)	-0.25%/°C	Max. series fuse rating	30 A
Nominal module operating temperature (NMOT)	41±2°C	Max. system voltage (IEC/UL)	1500V _{DC}

Curve

Current-Voltage (630W)



Power-Voltage (630W)



Current-Voltage (630W)

